

OPERATION MANUAL



MVD-790

TOP SECRET DO NOT DISTRIBUTE EYES ONLY

AUTHORIZATION

The MVD-190 is a highly sensitive device, and should be used by authorized personnel only.

If you are not sure if you are authorized, you are not authorized.

If you have been denied authorization in the past, you are not authorized.

If you have attended fewer than 19 of the most recent 20 staff meetings, you are not authorized.

If you are not currently dressed in proper organizational attire (this includes undergarments), you are not authorized.

If you have ever strongly considered the possibility you may not be authorized, you are not authorized.

If you have not filled out ALL of the following forms, you are not authorized
(see following page)

REQUIRED FORMS

All of the following forms must be filled out in full and on record with your local department head for you to use the MVD-190:

I6-25-15-21

WA-14T-20

O11-5E-16

AS5-3-18

5T-25-15U


M21-19-T1

L19-15-H9


D5-I20-6

R15-13-Y15

UR-19-5-LF



THIS PAGE INTENTIONALLY LEFT BLANK
DOODLING STRICTLY PROHIBITED



USAGE

To use the MVD-190, place the docu-slide on the plate and turn the device on.



Note: if the device is not functioning, it may require maintenance. See troubleshooting information on page 5.

TROUBLESHOOTING

If the device is not working, remove the access panel on the side of the MVD-190 to inspect for possible problems.




TROUBLESHOOTING

Once you have removed the access panel, examine the wires and ensure that they are properly connected.

The wires must be connected according to the following rules:

- 1. THE WHITE WIRE GOES TO THE BOTTOM SLOT*
- 2. THE BLUE WIRE DOES NOT GO TO THE TOP SLOT*
- 3. THE PURPLE WIRE IS RIGHT ABOVE THE WHITE WIRE*
- 4. THE PINK WIRE IS NEXT TO THE BLUE WIRE*



THIS PAGE INTENTIONALLY LEFT BLANK
(ALSO)

STILL NO DOODLING - WE MEAN IT

